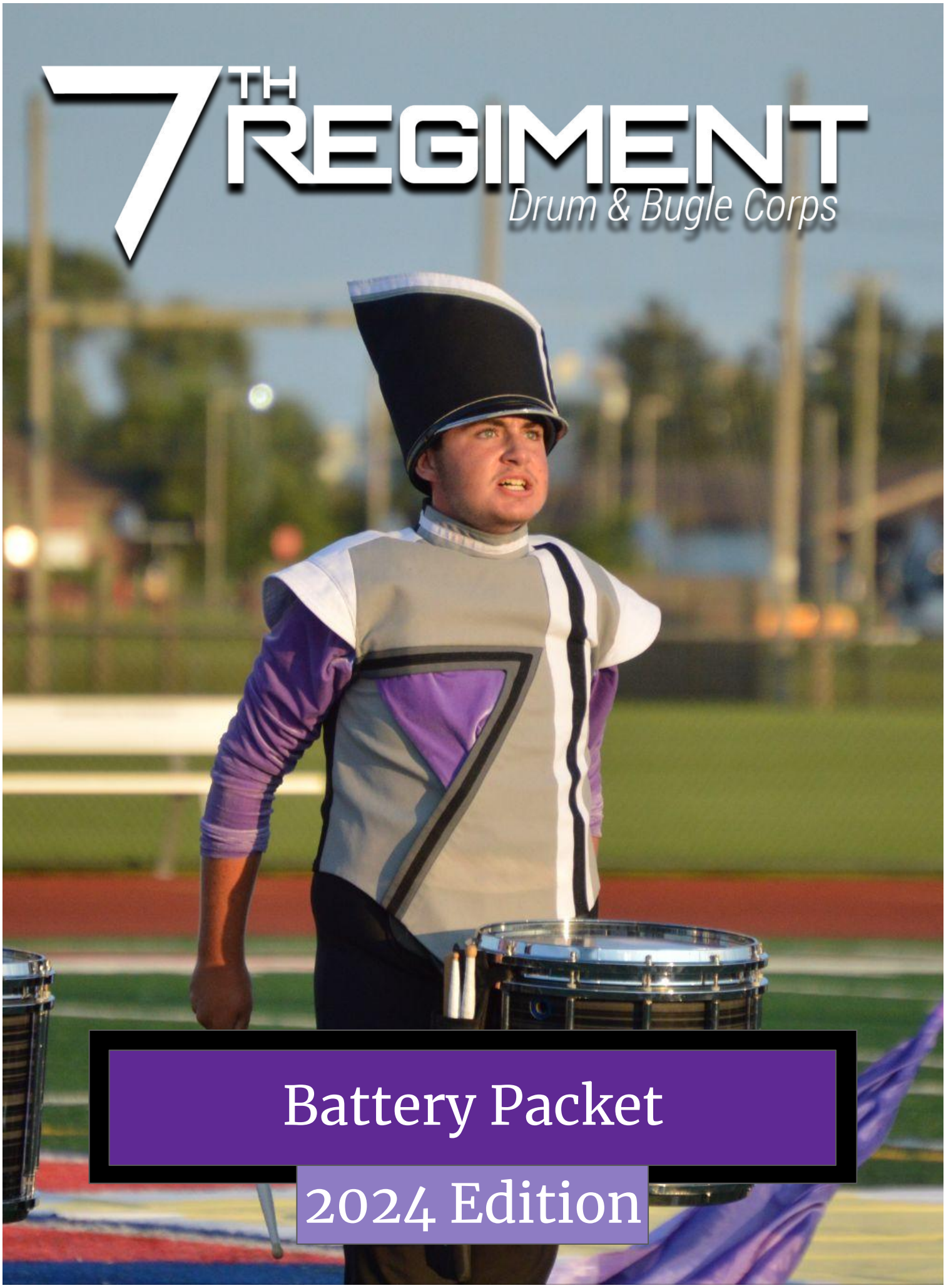

Battery Packet

2024 Edition

Welcome!

Thank you for expressing interest and taking the first step in becoming a member of the 7th Regiment Drum and Bugle Corps! This packet is your primary resource throughout the audition process. Read through everything carefully and prepare the materials to the best of your ability prior to camp.

Audition Process Overview

The goal of the audition process is to provide you with an educational experience while evaluating your musical and visual performance. Your weekend with the 7th Regiment will consist of a group audition and an individual audition. The evaluation will take place over the course of the entire weekend. You will receive feedback after the camp that will have you in one of three categories:

1. **Contract:** You have earned yourself a spot in the 7th regiment Battery and are ready to take the next steps as a member with the drum corps
2. **Callback:** We would like to see you again before making a final decision. We are looking for more growth from you as a player between camps.
3. **No contract or callback:** While we would love to offer everybody a contract, there are only so many spots that we can have on the field. At this time we feel that you still have room to improve before taking the next steps with the 7th Regiment. We encourage you to keep practicing and come back next year, or to pursue another spot within the drum corps.

What You'll Need to Audition

- 2024 7th Regiment Battery Packet
- Snare sticks, quad sticks or mallets, bass drum mallets with white stick tape
- Notebook and pencil
- Water
- Comfortable clothing
- An open mind

Battery Technique Overview

While the technique will be explained in detail over the course of the winter camps, here are a few points to help guide your practice:

● **ARMS, WRIST, AND FINGER:** We will utilize all three of these muscle groups in different proportions to perform the exercises and music.

● **THE MUSIC DICTATES THE TECHNIQUE:** Different styles of music and technical passages will require varied approaches to the instrument. Flexibility of touch and approach will allow for a wide range of musical and technical expression.

● **STROKE TYPES:** Stroke types will be the key to uniform interpretation of the music. These include full strokes, down strokes, tap strokes, and up strokes.

● **NOTE DENSITY AND TOUCH:** As a general rule, more open rhythms and beat values are played with a stronger touch while dense rhythms and beat values can use a lower, lighter touch.

● **PLAY TO THE GROUPINGS:** Most exercises and musical excerpts can be thought of as groupings of notes or figures. Finding patterns within the music will help establish important checkpoints and allow for a more natural approach to certain passages.

● **KNOW THE LEVELS:** Here is a dynamic guide to reference while practicing:

pp- 1 inch, beads below wrist (think set position for snares and quads)

p- 3 inches, wrist turns so that beads are even with wrist

mp- 4 inches, wrist turns so that beads are slightly above the wrist

mf- 6 inches, wrist turns about 30 degrees

f- 9 inches, wrist turns about 45 degrees

ff- 12 inches, wrist turns close to vertical and arm engages

fff- 15 inches, wrist turns to vertical and arm fully engages

● **KNOW THE LEVELS, BUT THE MUSIC IS FIRST:** While the levels are very important, they can only take us so far. Ultimately, musical needs will dictate the dynamic range, and that will require us to be intelligent and flexible with physical interpretation. We build skills through our consistent interpretation of our references, but we will not use a protractor for every note.

● **HAVE FUN:** Raw performance energy and emotion is central to our success as a percussion section. We want you immersed in the PERFORMANCE of the Material!!!

Set Up and Posture

● You will stand up straight with your feet shoulder width apart and a couple of inches behind your drum/pad. Your arms should be at your side with the sticks in your hands.

● Allow your arms and shoulders to hang low and relaxed.

● Bring your sticks up to the playing position:

- ○ Snares: Right hand will be in matched grip and the left hand will be in traditional grip. Beads should be in the center of the head and you will have a straight downward angle from your elbow down to the beads of your sticks.
- ○ Quads: Both hands will be in matched grip. The bead of your right stick should be over the drum 1 playing zone and left bead over the drum 2 playing zone. This is about an inch inside the bearing edge of the head and centered between the two tension rods closest to you.
- ○ Bass Drums: Both mallets will be in the center of the head.

● When we are marking time, your heels will be together and feet at a 45 degree angle. We will pick up the whole foot off the ground to mark time starting with the left foot. We will mark time to most exercises and show music, when appropriate.

Start Practicing and have fun immersing yourself in the packet! You can post videos of your progress in the 7th Regiment Battery Audition Facebook Page. We look forward to seeing you at our first camp!

8-8-16 Legatos

7th Regiment Battery 2024



Duple Timing Exercises

7th Regiment Percussion 2024

- All: Also play with downbeat accents and off the left
- Quads play with down the drums arounds

♩=100-180

16th Note 1 Note



16th Note 2 Note



16th Note 3 Note



Triplet Timing Exercises

7th Regiment Percussion 2024

- All: Also play with downbeat acents and off the left
- Quads play with the various triplet timing arounds

♩=100-180

Triplet 1 Note

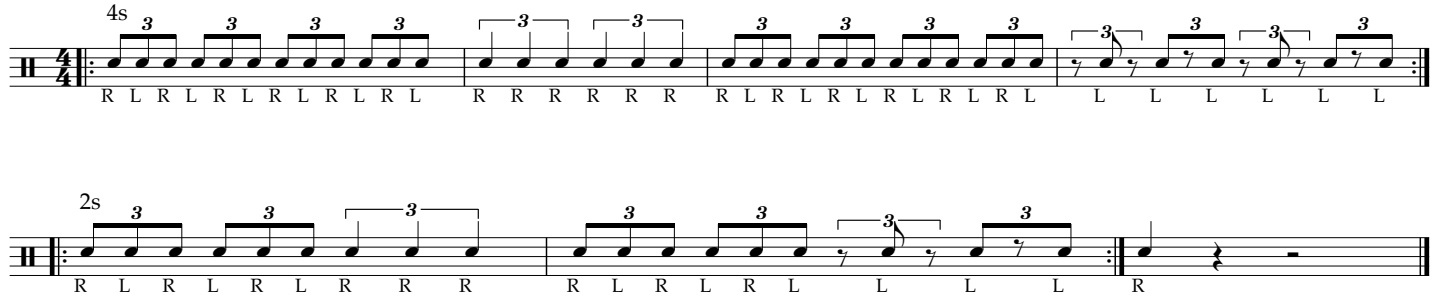

Triplet 2 Note





Triplet 3 Note

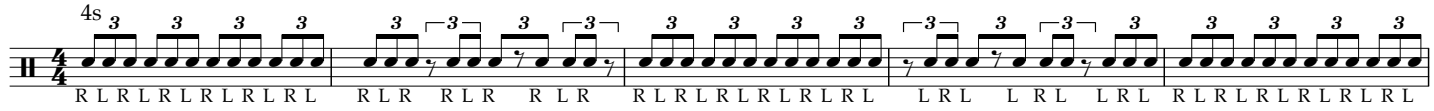

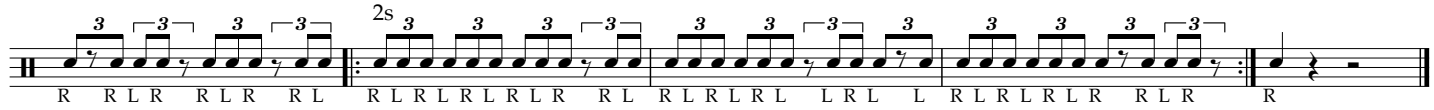

Accent Tap

7th Regiment Percussion 2023

- All: Play Bucks exercises with upbeat accents as well
- Quads play with all Two Height Arounds

Bucks ♩=100-180

R R R R R R R R L L L L L L L L R L R

First Fill In

R L R R L R R L R R R L R L L R L L L R L R R L R R L R R R L R L L R L L R L L L R

Second Fill In

R R L R R L R R L R R L L R L L R L L R L L R R L R R L R R L R R L L R L L R L L R L L R

Bucks Pyramid

R R R R R R R R
L L L L L L L L

R
L

R
L

R
L

R
L

R
L

R
L

R
L

R
L

Hugs - Play with natural decay

R R R R R R R R R R R L L L L L L L L L L L R L R

Hugs w/ Fill In

R R R R L R R R L R R R L R R R L R L L L R L L L R L L L R L L L R

Hugs, Fill in the Four

R R R R L R R R L R R R L R R R L R L L L R L L L R L L L R L L L R

Upbeat Hugs

R R R R R R R R R R R R L L L L L L L L L L L L R L L

Syncopated Hugs

R L R L

R L R L R L R L R L R L R L R L R L R L

Basic Quad Arounds

7th Regiment Percussion 2024

- These arounds can be applied to many basic exercises:
  Timing, Grids, Two Heighted exercises, etc.



Slow-Fast Arounds

Works with any exercise that has an alternating sticking



Full Down Tap Up

7th Regiment Percussion 2024



McNutt Basics

7th Regiment Percussion 2024

Drop Catch- Double Beat ♩ = 90-130

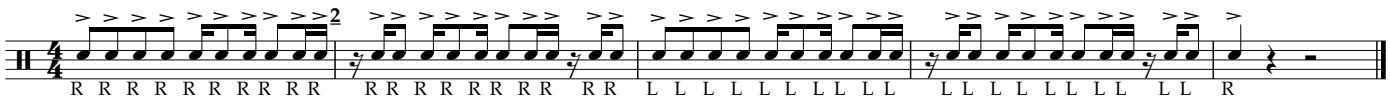

Drop Catch- Triple Beat ♩ = 90-130



Flam Builder ♩ = 100-180



Flam Tap Builder ♩ = 90-130



Flam Accent Builder ♩. = 100-180



Sanford Shuffle

7th Regiment Percussion 2024



Dynamic Gallop

7th Regiment Battery 2024

*Quads Play with All Slowfast Arounds

♩ = 120-200

Snares

r l -

ff

Quads

r l -

ff

Basses

r l -

ff

8

S. D.

T. D.

B. D.

Move - - - - - -

Move - - - - -

Gut Edge

Top Edge

p

p

p

12

S. D.

T. D.

B. D.

ff

ff

ff

McDiddles

7th Regiment Battery 2024

*Quads play with all accents out/in arounds

A ♩ = 120-200

r l r l r l r l r r l l r r l l r r l l r r l l R r r l l r r L l l r r l l R r r l l r r L l l r r l l

r r l l r r l l r r l l r r l r r l l r r l l r r l l r r l l R l r r l l r r L r l l r r l l R l r r l l r r L r l l r r l l

B

r l r l r l r l r r l l r r l l r r l l r r l l R r r L l l R r r L l l R r r L l l R r r L l l

r r l l r r l l r r l l r r l l r r l l r r l l r r l l r r l l R l r r L r l l R l r r L r l l R l r r L r l l R l r r L r l l

C

r l r l r l r l r r l l r r l l r r l l r r l l R r r L l l R r r l l R r r l l R r r l l R r r l l

r r l l r r l l r r l l r r l l r r l l r r l l r r l l r r l l R l r r L r l l R l r r l l R l r r l l R l r r l l R l r r l l

D

r l r l r l r l r r l l r r l l r r l l r r l l R r r l l R l R l R r r l l R l R l R r r l l r r L l l r r L r L r L l l r r L r L r L l l r r l l

r r l l r r l l r r l l r r l l r r l l r r l l r r l l r r l l R l r r l l R l l R l l R l r r l l R l l R l l R l r r l l r r L r l l r r L r r L r r L r l l r r L r r L r r L r l l r r l l R

Two Height Rolls

7th Regiment Battery 2024

♩ = 140-180



Stick Control

7th Regiment Percussion 2024




Tag
Snares
L R L L R L L R L R R L R L L R
R L L L R L L R R L R L L R L R
L R L L R L L R L R R L R L L R
R L R L L R L R L L R L R L L R
R
ff/mp
Quads
L R L L R L R R L R R L R L R L
R L L L R L L R R L R L L R L R
L R L L R L R R L R R L R L R R
L R R L L R L R L L R L R L L R
R
ff/mp
Bass Unison
R R R L R L R R L
R R R L R L R L R L
R R R L R L R R L
R L R L L R L R L
R
ff
Bass Split
R R R L R L R R L
R R R L R L R L R L
R R R L R L R R L
R L R L L R L R L
R
ff

Flam Thing

7th Regiment Percussion 2024




Paradiddle-diddle
Snares
Quads
Basses


Turn Around
Snares
Quads
Basses


Pataflafla
Snares
Quads
Basses


Turn Around
Snares
Quads
Basses
3s - Natural Decay
Nine Stroke Roll